

Inspection Report

Provided By



BPP Inspections

13, warner, Queensland, 4500, Australia

P 0418741116

steve@bppinspections.com.au

www.bppinspections.com.au

Inspection Address

10 Furley St, Aspley, QLD



Report Information

Client Information

Client Name
 Report Ordered By
 Email
 Total Fee

InsP-ection Information

Report/Agreement# 280426115321641
 Inspection Date: 28 Apr 2026
 Inspection Time: 11:53 AM

Pest And Building InsP-ection

The Scope of the Inspection:

This report Complies with Australian Building Standards AS 4349.1-2007. Inspection of Buildings Part 1: Pre-Purchase Inspections-Residential Buildings- Appendix "C" and with AS 4349.3-2010 (Visual Timber Pest Inspection Report)

Only the purchaser name at the front page of the report "Client" should rely on this report. If this report has been issued to you by a third party. You are not to rely on its findings or contents and seek to obtain your own independent pre purchase inspection report as this report or its contents is non transferable.

The inspection WILL NOT report on items listed in Appendix "D" of AS43491.2007

If the property is part of a Strata or Company Title , then Appendix "B" of the Australian Standards applies.

Special Requirements:

Unless stated otherwise in the report It is acknowledged that there are no special requirements placed on this inspection that are outside the scope of the abovementioned Australian Standard.

Changes to the Pre Inspection Agreement:

Unless stated otherwise in the report It is acknowledged that if any inspection agreement is in place in respect to this inspection, no changes have been made between the scope of the pre-Inspection Agreement and the scope of this inspection report.

Please read the entire report. Refer to the terms & conditions as they form part of the report

Areas to be InsP-ected and Restrictions

The Building and the site including fencing that is up to 30 meters from the building and within the boundaries of the site. Where present and accessible, the Inspection shall include.

- (a) The interior of the building.
- (b) The roof space.
- (c) The exterior of the building
- (d) The sub-floor space
- (e) The roof exterior
- (f) The property within 30 m of the building subject to inspection.






Visual Inspection Only

This is a visual inspection only limited to those areas and sections of the property fully accessible and visible to the inspector on the date of inspection. The inspection did not include breaking apart, dismantling, removing or moving objects including, but not limited to, foliage, mouldings, roof insulation/ sisalation, floor or wall coverings, sidings, ceilings, floors, furnishings, appliances or personal possessions. The inspector cannot see inside walls, between floors, inside skillion roofing, behind stored goods in cupboards and other areas that are concealed or obstructed. The inspector did not dig, gouge, force or perform any other invasive procedures. Visible timbers cannot be destructively probed or hit without the written permission of the property owner.

Very Important note to the purchaser.

In the event that areas where access is restricted or not accessed structural defects, termite damage or activity may be present but not seen. Access should be provided and a follow up or re-Inspection should take place. This Inspection will be provided for you at no cost. Please consult with the vendor and request full access to restricted areas. This should be done prior to a decision to purchase.

Table of Contents

	1. SITE		8. BATHROOM(S)
	2. ROOF AND GUTTER		9. KITCHEN & LAUNDRY
	3. HOT WATER SYSTEM		10. ROOF VOID
	4. EXTERIOR		11. CONCLUSION
	5. GARAGE - CARPORT		12. PROPERTY AND INSPECTION INFORMATION
	6. STAIRS- PERGOLA- BALCONIES-DECKS		13. TIMBER PEST FINDINGS
	7. INTERIORS		14. CONDUCTIVE CONDITIONS
			15. OVERALL ASSESSMENT

Summary Of Major Defects And Safety Hazards

Below Is a summary of significant Items requiring immediate action.

The # denotes to the defect number in the report

Section	Location	Name	Comment
CONCLUSION	Condition Of Inspected Structure	The incidence of Major Defects	#10. The incidence of major defects in this residential building as compared with similar buildings is considered TYPICAL

Summary Of Minor Defects

Below is a summary of defects other than Major defects.

The # denotes to the defect number in the report

Section	Location	Name	Comment
SITE	Paths	Pathways Condition	#1. There is visible subsidence in the footpath. Further assessment required and rectification may be necessary. Contact a lic Builder or Concretor. This footpath subsidence allows water to drain towards the building and into the foundation.
SITE	Fences & Gates	Overall Condition	#2. General age to fence components - Recommendations: General upkeep and maintenance. A qualified fencing contractor should be engaged for repairs
SITE	Trees	Tree Findings	#3. Large native tree with visible termite damage. Contact a lic arborist to assess tree and trim or remove as required. .
EXTERIOR	Exterior Walls	Condition	#4. General age visible to the exterior paint surfaces. Cleaning of exterior required to assess paint condition. Mouldy areas to be treated accordingly. Sealants and fillers showing signs weather exposure. .
EXTERIOR	Exterior Windows	Overall Condition	#5. Selected upstairs windows are able to be fully opened. This was compliant at the time of construction and technically no requirement to rectify. Current building code has identified a fall risk and requires a limited opening of 125 mm or secure screening to be in place. Contact a lic Builder, Glazier to assess and rectify. .
STAIRS- PERGOLA- BALCONIES- DECKS	Decking Findings	Deck Framework	#6. Lightweight roof frame, certain timber sizes are smaller than required and specified on the plan. Appears in sound condition, but storm suitability not assessed. The roof structure cannot be walked on.
INTERIORS	Internal Stair Case	Condition	#7. There is no appropriate handrail present on the staircase. A handrail is required where the overall height of the staircase is greater than 1 m. This should be rectified as it is a safety concern. The top step is shorter in height that the main staircase. This offers a trip hazard. This requires assess and repair as required. .
BATHROOM(S)	Bathroom 2	Overall Condition	#8. General age visible to the cabinet, fittings and sealants of the bathroom. General maintenance required. .
KITCHEN & LAUNDRY	Laundry Findings	Door	#9. The laundry door is aged and weathered. Assess and repair/ replace as required. Contact a lic carpenter.

CONCLUSION	Condition Of Inspected Structure	The Incidence of Minor Defects	#11. The incidence of minor defects in this residential building as compared with similar buildings is considered TYPICAL
TIMBER PEST FINDINGS	3.2 Subterranean Termite Damage or workings	Any workings or damage found	#12. Termite damage was located to timber debris and tree stumps in the garden. No damage was identified to accessible timbers of the building.



SITE

Paths

Pathways Condition

#1. There is visible subsidence in the footpath. Further assessment required and rectification may be necessary. Contact a lic Builder or Concretor.

This footpath subsidence allows water to drain towards the building and into the foundation.



Fences & Gates

Overall Condition

#2. General age to fence components - Recommendations: General upkeep and maintenance. A qualified fencing contractor should be engaged for repairs



Trees

Tree Findings

#3. Large native tree with visible termite damage. Contact a lic arborist to assess tree and trim or remove as required.





ROOF AND GUTTER

Roof Covering

General Disclaimer

Refer to Section 2C of the Terms And conditions section of this report

Roof Covering Type

The roof is of concrete tiles.

Overall Condition

Not inspected as too high to reach by ladder. Viewed from a distance.



HOT WATER SYSTEM

Hot Water Unit

Hot Water Unit Findings

The hot water system appears to be in a serviceable condition. No specific tests other than running the hot water from a tap was carried out. No determination has been made as to the suitability or adequacy of the hot water system in relation to capacity or otherwise.



System Location

The hot water unit is located outside.

System Type

The hot water unit is an electric storage system.

System Make

The make of the hot water unit is vulcan.

System Capacity

155 litres

System Year of Manufacture

Unable to ascertain.

Traditional storage tank water heaters have a life span of **around 10 years**. Tankless hot water systems such as instantaneous hot water systems can last up to 20 years.



EXTERIOR

Exterior Walls

General Disclaimer

Refer to Section 2D of the Terms And conditions section of this report

Exterior Wall Material

Weatherboard

Fibre cement, flat sheet or brick walls to base.



Condition

On visual inspection, the general condition of the exterior walls is serviceable for the age.

#4. General age visible to the exterior paint surfaces. Cleaning of exterior required to assess paint condition. Mouldy areas to be treated accordingly. Sealants and fillers showing signs weather exposure.

Exterior Windows

General Disclaimer

Please refer to section 2D of the Terms And Conditions Section of this report

Overall Condition

#5. Selected upstairs windows are able to be fully opened. This was compliant at the time of construction and technically no requirement to rectify. Current building code has identified a fall risk and requires a limited opening of 125 mm or secure screening to be in place.

Contact a lic Builder, Glazier to assess and rectify.





GARAGE - CARPORT

Garaging

Overall Condition

Of accessible and visible areas, the garaging is considered to be in a serviceable condition.





STAIRS-PERGOLA- BALCONIES-DECKS

Stairs & Steps

Overall Condition

The stairs/steps appear to be serviceable with no notable defects.



Decking Findings

Overall Condition

Of areas visible, the decking appears to be in a serviceable condition.



Deck Framework

#6. Lightweight roof frame, certain timber sizes are smaller than required and specified on the plan.

Appears in sound condition, but storm suitability not assessed.

The roof structure cannot be walked on.





INTERIORS

Lounge Room

Overall Condition

The lounge room is in serviceable condition with no notable structural defects sighted.



Dining Room

Overall Condition

The dining room is in serviceable condition with no notable structural defects sighted.



Rumpus Room

Overall Condition

The rumpus room is in serviceable condition with no notable structural defects sighted.



Study Nook

Overall Condition

The study nook is in serviceable condition with no notable structural defects sighted.



Internal Stair Case

Condition

#7. There is no appropriate handrail present on the staircase. A handrail is required where the overall height of the staircase is greater than 1 m. This should be rectified as it is a safety concern.

The top step is shorter in height than the main staircase. This offers a trip hazard. This requires assess and repair as required.



Bedroom 1

Overall Condition

This bedroom is in serviceable condition with no notable structural defects sighted.



Bedroom 2

Overall Condition

This bedroom is in serviceable condition with no notable structural defects sighted.



Bedroom 3

Overall Condition

This bedroom is in serviceable condition with no notable structural defects sighted.





BATHROOM(S)

Bathroom 1

Location

Upstairs



Overall Condition

Of the visible areas, the general condition of this bathroom is serviceable or in reasonable condition for age of dwelling.

Minor decay and aged water staining below bathroom. No high moisture readings were measured.



NOTE

All Shower areas are visually checked for leakage, but leaks often do not show except when the shower is in actual long-term use. Determining whether shower areas, bath/shower surrounds are watertight is beyond the scope of this inspection. It is very important to maintain adequate sealing in the bath areas. Very minor imperfections can allow water to get into the wall or floor areas and cause damage. Adequate and proper ongoing maintenance will be required in the future.

Bathroom 2

Location

Downstairs

This bathroom indicates that no council records are in place. A check with local council records should be made.



Overall Condition

Of the visible areas, the general condition of this bathroom is serviceable or in reasonable condition for age of dwelling.

#8. General age visible to the cabinet, fittings and sealants of the bathroom.

General maintenance required.

.



KITCHEN & LAUNDRY

Kitchen and Meals Area

Overall Condition

Of the visible areas, the general condition is serviceable or in reasonable condition for age of dwelling.



Laundry Findings

General Disclaimer

Laundry appliances are not tested or moved during the inspection and the condition of any walls or flooring hidden by them cannot be judged. Drain lines and water supply valves serving washing machines are not operated.

Overall Condition

Of the visible areas, the general condition of the laundry is serviceable.



Door

#9. The laundry door is aged and weathered. Assess and repair/ replace as required.

Contact a lic carpenter.





ROOF VOID

Roof Void Findings

General Disclaimer

Please refer to section 2B of the Terms And Conditions section of this report.

Roof Frame Type

The roof frame is a conventional timber frame.



Overall Condition

Visible sections of the roof void is in a serviceable condition for age of this dwelling.

The ceiling void was inspected from the manhole access point only. From this point the area appeared serviceable. Certain areas were unable or difficult to inspect, and as such are not included in this inspection. Invasive inspection, (areas of roof lifted) would be required to inspect these areas.

Insulation

Type

The roof space is insulated with loose fill insulation.

**Condition**

Where visible and accessible, the insulation appears to be in a serviceable condition.

Sarking

There is no sarking installed. Sarking is the layer of reflective film material installed during construction underneath the roofing material. It provides a moisture barrier and minimal insulation. The installation of sarking is not a building requirement.





CONCLUSION

Condition Of Inspected Structure

Overall Condition

The overall condition of this building has been compared to similar constructed buildings of approximately the same age where those buildings have had a maintenance program implemented to ensure that the building members are still fit for purpose.

The summary lists of Major and Minor defects included this report are the opinion of the inspector, other inspectors or individuals may have a different opinion to what is a Minor or a Major Defect

The incidence of major and minor defects and overall condition in this residential building as compared with similar buildings is listed below.

Please refer to the **TERMS AND CONDITIONS** section of this report for definition

The incidence of Major Defects

#10. The incidence of major defects in this residential building as compared with similar buildings is considered **TYPICAL**

Asbestos is present in this building it is found in original fibrous material. Asbestos is a safety hazard if renovations or damage to the material occurs. Contact a licensed asbestos specialist for further advice and repairs.

Ensure that a specific asbestos audit is carried out before renovations take place.

The Incidence of Minor Defects

#11. The incidence of minor defects in this residential building as compared with similar buildings is considered **TYPICAL**

The Overall Condition Of This Dwelling

The overall condition of this residential dwelling in the context of its age, type and general expectations of similar properties is **AVERAGE**





PROPERTY AND INSPECTION INFORMATION

Weather at Inspection Area

Weather Conditions

The weather was Fine and Dry at the time of the building inspection.

Property Information

Direction House Faces

The dwelling faces South for the purposes of this inspection report.

Building Type

The dwelling is a Residential House.

Construction Type

Construction is of brick and clad

Roof Cladding

Tile roofing

Roof Design

The roof is a Pitched roof design.

Footings Type

Concrete stump footings

Storeys

Two storey home

Property Occupied

The property is occupied by the owner.

.

Property Furnished

The home was Fully Furnished

People Present

The Estate Agent was present.

The Client was present.

Utility Status

Water

The water was Connected. All plumbing pipe installation should be assessed by a licensed plumber.



Electricity

Electricity to the dwelling was connected. Note: We do not carry out electrical inspections for wiring or safety. This must be carried out by a licensed electrician and I recommend you have all electrical wiring and components assessed by a licensed electrician.



Gas

The gas was connected at time of inspection





TERMS AND CONDITIONS

The purpose of the inspection is to identify the major defects and safety hazards associated with the property at the time of the inspection. The inspection and reporting is limited to a visual assessment of the building members in accord with appendix C AS4349.1-2007. This is a general appraisal only and cannot be relied on its own, further inspections by specialist trades is strongly recommended.

DEFINITIONS AND TERMINOLOGY

SERVICEABLE: The building material or component is in reasonable or serviceable condition for the age of the dwelling.

TRADESMAN: A defect or a number of defects were visible that will require assessment by a qualified trades person.

AGE: The component has deterioration due to ageing or lack of upkeep and or maintenance.

MONITOR: Some defects may require monitoring to ascertain if the defect will worsen, reappear or cause further problems.

STRATA - In the case of strata and company title properties, the inspection is limited to the interior and immediate exterior of the particular unit being inspected. This report does NOT include review of body corporate or similar records.

HIGH: The frequency and/or magnitude of defects are beyond the inspector's expectations when compared to similar buildings of approximately the same age that have been reasonably well maintained.

TYPICAL: The frequency and/or magnitude of defects are consistent with the inspector's expectations when compared to similar buildings of approximately the same age which have been reasonably well maintained.

LOW: The frequency and/or magnitude of defects are lower than the inspector's expectations when compared to similar buildings of approximately the same age that have been reasonably well maintained.

ABOVE AVERAGE: The overall condition is above that consistent with dwellings of approximately the same age and construction. Most items and areas are well maintained and show a reasonable standard of workmanship when compared with buildings of similar age and construction.

AVERAGE: The overall condition is consistent with dwellings of approximately the same age and construction. There will be areas or items requiring some repair or maintenance.

BELOW AVERAGE: The building and its parts show some significant defects and/or very poor non- tradesman like workmanship and/or long term neglect and/or defects requiring major repairs or reconstruction of major building.

SIGNIFICANT ITEMS: An item that must be reported in accordance with the scope of the inspection.

MAJOR DEFECT: A defect of sufficient magnitude requiring building works to avoid unsafe conditions, loss of function or further worsening of the defective item.

MINOR DEFECT: Any defect other than what is described as a Significant Item or major defect.

SAFETY HAZARD: A defect that presents unsafe conditions and must be reported as a Major defect.

ACCESSIBLE AREA: Is any area of the property and structures allowing the inspector safe and reasonable access within the scope of the inspection.

LIMITATION: A factor that prevents full or proper inspection of the building.

IMPORTANT INFORMATION

Important information regarding the scope and limitations of the inspection and this report. Any person who relies upon the contents of this report does so acknowledging that the following clauses which define the scope and limitations of the inspection, form an integral part of the report.

The inspection comprised a visual assessment of the property to identify major defects and to form an opinion regarding the general condition of the property at the time and date of the visual inspection. An estimate of the cost of rectification of defects is outside the scope of Australian Standard AS 4349 and does not form part of this report. If the property inspected is part of a Strata or Company Title, then the inspection is limited to the interior and the immediate exterior of that particular residential dwelling. The inspection does not cover common property. This report and any other attached report should not be relied upon if the contract for sale becomes binding more than 30 days after the date of initial inspection. A re- inspection after this time is essential. Further, this report is not intended to be used as a marketing tool by and realestate agents and only the person named in the *CLIENT INFORMATION* section of the report shall this report apply to as it is assumed and agreed that the person who orders the report is indeed the person purchasing the property inspected. Where a report is ordered on behalf of a *CLIENT* it is assumed that the terms and condition and Pre Inspection Agreement have been fully explained to the *CLIENT* by the person or company ordering the report.

We strongly advise that any cracking reported in this report should be referred to a structural engineer for further assessment and advice.

Acceptance Criteria: The building shall be compared with a building that was constructed in accordance with the generally accepted practice at the time of construction and which has been maintained such that there has been no significant loss of strength and serviceability.

Limitations: This report is limited to a visual inspection of areas where safe and reasonable access is available and access permitted on the date and at the time of inspection. The Inspection will be carried out in accordance with AS4349.1-2007. The purpose of the inspection is to provide advice to a prospective purchaser regarding the condition of the property at the date and time of inspection. Areas for Inspection shall cover all safe and accessible areas. It does not purport to be geological as to foundation integrity or soil conditions, engineering as to structural, nor does it cover the condition of electrical, plumbing, gas or motorised appliances. It is strongly recommended that an appropriately qualified contractor check these services prior to purchase. As a matter of course, and in the interests of safety, all prospective purchasers should have an electrical report carried out by a suitably qualified contractor. This report is limited to (unless otherwise noted) the main structure on the site and any other building, structure or outbuilding within 30m of the main structure and within the site boundaries including fences.

Safe and Reasonable Access: Only areas to which safe and reasonable access is available were inspected. The Australian Standard AS4349.1 defines reasonable access as "areas where safe, unobstructed access " is provided and the minimum clearances specified below are available, or where these clearances are not available, areas within the inspector's unobstructed line of sight and within arm's length. Reasonable access does not include removing screws and bolts to access covers. Reasonable access does not include the use of destructive or invasive inspection methods and does not include cutting or making access traps or moving heavy furniture, floor coverings or stored goods.

Roof Interior- Access opening = 400 x 500 mm - Crawl Space = 600 x 600mm - Height accessible from a 3.6m ladder.

Roof Exterior- Must be accessible from a 3.6m ladder placed on the ground.

1) NOT A CERTIFICATE OF COMPLIANCE: This report is not an all encompassing report dealing with the building from every aspect. It is a reasonable attempt to identify any obvious or significant defects apparent at the time of the inspection. Whether or not, a defect is considered significant or not depends too a large extent, upon the age and type of the building inspected. This report is not a certificate of compliance with the requirements of any act, regulation, ordinance or by-law. It is not a structural report. Should you require any advice of a structural nature you should contact a structural engineer.

2) VISUAL INSPECTION: This is a visual inspection only limited to those areas and sections of the property fully accessible and visible to the inspector on the date of inspection.

2A) Please refer to each individual area regarding sections that were incapable or being inspected. Please acknowledge the following. Where a complete inspection of some areas listed through the report may not have been physically possible (due to but not limited to - storage, furniture, beds, personal belongings in cupboards and/or wardrobes, the 2nd storey roofing, gutters, fascia, flashings and the like, low clearance in sub floor or roof void areas, ducts and deep insulation restricting access in roof voids, sub floor restrictions including plumbing, ducts, low clearance, no access doors or access doors too small and the like) then it follows that defects, timber pest activity and/or damage may exist in these areas. To adequately inspect these restricted areas, ducts and floor boards may need to be removed, furniture moved, cupboards and wardrobes emptied which will be difficult to carry out. This will obviously be difficult to carry out due to time restrictions and permission would need to be obtained from the property owner.

This Firm DOES NOT GUARANTEE IN ANY WAY that there ARE OR ARE NOT any defects, termite damage or live termites in any areas NOT ABLE to be inspected. To obtain a full understanding of the report findings, it is essential you read the entire inspection report, including the information sections at the end of this report and I encourage you to call me if you have any queries at all before purchasing the inspected dwelling.

2B) Entering attics or roof voids that are heavily insulated can cause damage to the insulation and attic framing. Attics with deep insulation cannot be safely inspected due to limited visibility of the framing members upon which the inspector must walk. In such cases, the attic is only partially accessed, thereby limiting the review of the attic area from the hatch area only. Inspectors will not crawl the attic area when they believe it is a danger to them or that they might damage the attic insulation or framing. There is a limited review of the attic area viewed from the hatch only in these circumstances.

2C) The roof covering will not be walked upon if in the opinion of the inspector it is not safe to do so. Generally issues that prevent roof access include, access height over 3 metres, steep pitch, wet/slippery surfaces, deteriorated covering. Not being able to walk a roof significantly limits our inspection which can result in hidden defects going undetected. The overall condition of the roofing and its components is an opinion of the general quality and condition of the roofing material. The inspector cannot and does not offer an opinion or warranty as to whether the roof leaks or may be subject to future leakage. This report is issued in consideration of the foregoing disclaimer. The only way to determine whether a roof is absolutely water tight is to observe it during a prolonged rainfall. Many times, this situation is not present during the inspection. We offer no guarantee that the roof cladding or roof components such as flashing will not leak in the future.

2D) Limitations of the exterior inspection. This is a visual inspection limited in scope by (but not restricted to) the following conditions: A representative sample of exterior components was inspected rather than every occurrence of components. The inspection does not include an assessment of geological, geotechnical, or hydrological conditions, or environmental hazards. Screening, shutters, awnings, or similar seasonal accessories, fences, recreational facilities, outbuildings, seawalls, break-walls, docks, erosion control and earth stabilization measures are not inspected unless specifically agreed-upon and documented in this report. Please note - If any wall cracking/cracks/openings are found at this dwelling, we cannot offer any guarantee that any visible wall cracks will not widen or lengthen over time or in the future as this is impossible to predict. We strongly recommend you contact a practicing structural engineer for further advice.

2E) Timber framed windows can bind or stick. This can be seasonal due to the fluctuation in moisture content in timber. If binding or sticking continues minor adjustments may be required by a carpenter. Binding windows is not normally a major defect, however in some circumstances binding windows and doors can be directly related to some differential footings settlement. If any timber fungal decay on frames or deteriorated putty seals is noted, the consultant will not attempt to operate windows due to potential damage. Windows that are sticking, binding or paint stuck will also not be forced open. Water leaks to Windows and surrounds can not be determined in the absence of rain.

2F) Internal Inspections. Inspection to the upper-side of flooring of the internal inspection is normally restricted by carpets and or other floor coverings, cupboards/cabinets, joinery, finishes and fittings. Defects or timber pest damage may be present and not detected in areas where inspection was limited, obstructed or access was not gained. The condition of walls behind wall coverings, paneling and furnishings cannot be inspected or reported on. Only the general condition of visible areas is included in this inspection.

Where fitted. Wood burning and other forms of fireboxes are outside the scope of this inspection. We recommend you have these tested prior to purchase for peace of mind.

2G) Important note: Where any elevated structure (deck, balcony, veranda etc) is present, and this elevated structure is designed to accommodate people, you must have this structure checked by an engineer or other suitably qualified person. You should also arrange annual inspections of the structure by an engineer or other suitably qualified person to ensure any maintenance that may become necessary is identified. Care must be taken not to overload the structure. Nothing contained in this inspection should be taken as an indicator that we have assessed any elevated structure as suitable for any specific number of people or purpose. This can only be done by a qualified engineer. For the purpose of this report, the structure includes elevated decks, verandas, pergolas, balconies, handrails, stairs and children's play areas. Where any structural component of such a structure is concealed by lining materials or other obstructions, these linings or obstructions must be removed to enable an evaluation to be carried out by an appropriately qualified person.

3) **CONCEALED DEFECTS:** This report does not and cannot make comment upon: Defects that may have been concealed the assessment or detection of defects (including rising damp and leaks) which may be subject to the prevailing weather conditions whether or not services have been used for some time prior to the inspection and whether this will affect the detection of leaks or other defects (eg. In the case of shower enclosures and bath tubs, the absence of any leaks or dampness at the time of the inspection does not necessarily mean that the enclosure will not leak after use) the presence or absence of timber pests; gas-fittings; common property areas; environmental concerns; the proximity of the property to flight paths, railways, or busy traffic; noise levels; health and safety issues; heritage concerns; security concerns; fire protection; site drainage (apart from surface water drainage); swimming pools and spas (non-structural); detection and identification of illegal building work; detection and identification of illegal plumbing work; durability of exposed finishes; neighborhood problems; document analysis; electrical installation; any matters that are solely regulated by statute; any area(s) or item(s) that could not be inspected by the consultant.

4) **NO GUARANTEE:** Accordingly this report is not a guarantee that defects and/or damage does not exist in any inaccessible or partly inaccessible areas or sections of the property. Such matters may upon request be covered under the terms of a special purpose property report.

5) **SWIMMING POOLS:** Swimming pools/spas are not part of the standard building report under as4349.1-2007 And are not covered by this report. We strongly recommend a pool expert should be consulted to examine the pool and the pool equipment and plumbing as well as the requirements to meet the standard for pool fencing. Failure to conduct this inspection and put into place the necessary recommendations could result in finds for non compliance under the legislation.

- 6) **SURFACE WATER AND DRAINAGE:** The retention of water from surface run off could have an effect on the foundation material which in turn could affect the footings to the house. Best practice is to monitor the flow of surface water and storm water run off and have the water directed away from the house or to storm water pipes by a licensed drainage plumber. The general adequacy of site drainage is not included in the standard property inspection report. Comments on surface water drainage are limited as where there has been either little or no rainfall for a period of time, surface water drainage may appear to be adequate but then during periods of heavy rain, may be found to be inadequate. Any comments made in this report are relevant only to the conditions present at the time of inspection. It is recommended that a smoke test be obtained to determine any illegal connections, blocked or broken drains.
- 7) **SHOWER RECESSES:** Tests may be made on shower recesses to detect leaks (if water is connected). The tests may not reveal leaks or show incorrect waterproofing if silicone liquid or masonry sealant has been applied prior to the inspection. Such application is a temporary waterproofing measure and may last for some months before breaking down. The tests on the shower recesses are limited to running water within the recesses and visually checking for leaks. As showers are only checked for a short period of time, prolonged use may reveal leaks that were not detected at the time of inspection. No evidence of a current leak during inspection does not necessarily mean that the shower does not leak.
- 8) **GLASS CAUTION:** Glazing in older houses (built before 1978) may not necessarily comply with current glass safety standards AS1288. In the interests of safety, glass panes in doors and windows especially in traffic-able areas should be replaced with safety glass or have shatterproof film installed unless they already comply with the current standard.
- 9) **STAIRS AND BALUSTRADES:** Specifications have been laid down by the Australian Building Code – Section 3.9 covering stairs, landings, balustrades to ensure the safety of all occupants and visitors in a building. Many balustrades and stairs built before 1996 may not comply with the current standard. You must upgrade all such items to the current standard to improve safety.
- 10) **RETAINING WALLS:** Where retaining walls are more than 700mm high these wall/s should have been installed with engineering design and supervision. Walls found on the site were not assessed and the performance of these walls is not the subject of a standard property report and should be further investigated with regard to the following items, adequate drainage systems, adequate load bearing, correct component sizing and batter.
- 11) **ROOMS BELOW GROUND LEVEL:** If there are any rooms under the house or below ground level (whether they be habitable or non-habitable rooms), these may be subject to dampness and water penetration. Drains are not always installed correctly or could be blocked. It is common to have damp problems and water entry into these types of rooms, especially during periods of heavy rainfall and this may not be evident upon initial inspection. These rooms may not have council approval. The purchaser should make their own enquiries with the Council to ascertain if approval was given.
- 12) **ASBESTOS DISCLAIMER :** No inspection for asbestos was carried out at the property and no report on the presence or absence of asbestos is provided.
- 13) **MOULD (mildew and non-wood decay fungi) disclaimer:** Mildew and non wood decay fungi is commonly known as mould. However, mould and their spores may cause health problems or allergic reactions such as asthma and dermatitis in some people. No inspection for mould was carried out at the property and no report on the presence or absence of mould is provided.
- 14) **MAGNESITE DISCLAIMER:** No inspection for magnesite flooring was carried out at the property and no report on the presence or absence of magnesite flooring is provided. You should ask the owner whether magnesite flooring is present and/or seek advice from a structural engineer.
- 15) **ESTIMATING DISCLAIMER:** No estimate is provided in this report. We strongly recommend you obtain quotes for repairs from licensed tradesman prior to a decision to purchase.

16) **DISCLAIMER OF LIABILITY:** No liability shall be accepted on an account of failure of the report to notify any problems in the area(s) or section(s) of the subject property physically inaccessible for inspection, or to which access for inspection is denied by or to the inspector (including but not limited to or any area(s) or section(s) so specified by the report) Compensation will only be payable for losses arising in contract or tort sustained by the client named on the front of this report. Compensation is limited to the price of the report initially paid by the claimant named in the report as the "*CLIENT*"

17) **DISCLAIMER OF LIABILITY TO THIRD PARTIES:** Compensation will only be payable for losses arising in contract or tort sustained by the Client named on the front of this report. Any third party acting or relying on this Report, in whole or in part, does so entirely at their own risk.

18) **COMPLAINTS PROCEDURE:** In the event of any dispute or claim arising out of, or relating to the Inspection or the Report, or any alleged negligent act or omission on Our part or on the part of the individual conducting the Inspection, either party may give written Notice of the dispute or claim to the other party. If the dispute is not resolved within twenty one (21) days from the service of the written Notice then either party may refer the dispute or claim to a mediator nominated by Us. The cost shall be met equally by both parties or as agreed as part of the mediated settlement. Should the dispute or claim not be resolved by mediation then one or other of the parties may refer the dispute or claim to the Institute of Arbitrators and Mediators of Australia who will appoint an Arbitrator who will resolve the dispute by arbitration. The Arbitrator will also determine what costs each of the parties are to pay.

OTHER RECOMMENDED INSPECTIONS

Electrical installation: All electrical wiring, meter-box and appliances need to be checked by a qualified electrician. The inspection of any electrical item is outside the scope of this report.

Plumbing: All plumbing needs to be inspected and reported on by a plumber.

Hot water service: All hot water services need to be inspected and reported on by a plumber and/or electrician.

Gas: All gas services need to be inspected and reported on by a gas plumber.

Phone: All phones, phone lines and outlets need to be inspected and reported on by a telecommunications technician.

Smoke Alarm: Australian standard AS3786 advises that smoke alarms are required for all buildings where people sleep. It is recommended that an electrician be consulted to give advice on those installed or to install smoke alarms.

The septic tanks: Should be inspected by a licensed plumber.

Trees: Where trees are too close to the house this could affect the performance of the footing as the moisture levels change in the ground.

Contact the inspector

Please feel free to contact the inspector who carried out this inspection. Often it is very difficult to fully explain situations, problems, access difficulties, building faults or their importance in a manner that is readily understandable by the reader. Should you have any difficulty in understanding anything contained within this report then you should immediately contact the inspector and have the matter explained to you. If you have any questions at all or require any clarification then contact the inspector prior to acting on this report.



TIMBER PEST INSPECTION

Please note that this inspection and report was a Visual only inspection to the readily accessible areas of the property as defined within the terms and conditions of this report.

Please ensure that you read all sections of the report as well as the additional information at the rear of the report and understand the limitations and the special recommendations for this construction style. If there is something you do not understand or require further clarification. Please contact the Inspector.

IMPORTANT NOTE:

The Client acknowledges that, unless stated otherwise, the Client as a matter of urgency should implement any recommendation or advice given in this Report.

The Summary is not the Report. The following Report must be read in full in conjunction with the Summary. If there is a discrepancy between the information provided in the Summary and that contained within the body of the Report, the information in the body of the Report shall override the Summary.



TIMBER PEST FINDINGS

3. Subterranean Termites

Were Active or Live Termites Visible

No. Of the visible and accessible areas inspected, there were no visible termites found at the time of the inspection.

Damage was located mainly but not limited to

Garden timbers

Trees in the garden.

3.2 Subterranean Termite Damage or workings

Any workings or damage found

Yes, termite damage was found in the following

#12. Termite damage was located to timber debris and tree stumps in the garden. No damage was identified to accessible timbers of the building.

3.4 Durable Notice

Was a Treatment Notice Found

No, a durable notice was not found during the inspection.

3.5 Timber Fungal Decay - Rot

Evidence of Wood Decay Fungi -Rot

Yes, in the following areas ,

Fascia and / or Barge board

Timber Fence ,

Window frame/s ,

In balustrades,

Garden Timbers and mulch excessive timber rot present.

Extent of Damage Caused by Rot

Moderate Damage

3.6 Borer Findings

Was Visible Evidence of Borer Found

No

CONDUCTIVE CONDITIONS

4.2 Moisture Readings

Was there any Excessive Moisture Readings

At the time of the inspection, our electronic moisture meter readings were normal.

Equipment Of Moisture detection used

Tramex Encounter Moisture Meter

4.4 Slab Edge Exposure

Is the Slab Edge adequately Exposed

No. Slab edge should be exposed a minimum of 75mm.

During original construction the downstairs perimeter brick walls were built before the concrete slab was poured. This is normal. A movement gap appears over the life of the building. This movement gap allows the entry of subterranean termites. This is the area of extreme risk when enclosing underneath a building. There is no evidence of termite management for this gap.

5. Ant Capping and Termite Shields

The Termite Shields Appear To Be

Areas where the ant capping is breached by covering and enclosing. This provides a concealed entry point for termites in an area that is unable to be visually inspected. Activity or damage may exist in concealed areas such as the enclosed stumps downstairs inside. Photo to example concealed vs exposed stump and cap.



Please Note

Termite shields (ant caps) should be in good order and condition so termite workings are exposed and visible. This helps stop termites gaining undetected entry. Joints in the shielding should have been soldered during the installation. Whenever it is observed that the joints in the shielding have not been soldered then the shielding must be reported as inadequate. It may be possible for a builder to repair the shielding. If not, a chemical treated zone may need to be installed to deter termites from gaining concealed access to the building. Missing, damaged or poor shields increase the risk of termite infestation. If considered inadequate a builder or other building expert should be consulted. Other physical shield systems are not visible to inspection and no comment is made on such systems.

6. Areas Found Conducive To Termite Infestation

Conducive Areas Requiring Amendments

Leaking down pipe joins. This causes moisture and excess moisture is conducive to termite infestation. The degree of risk is moderate to high. You need to engage a plumber to rectify.

Timber fungal decay located around the home provides conducive conditions for termite infestation. The degree of risk is high. Have removed and replaced by a carpenter.

Remove the gardens away from the building as far as practicable. Gardens create favourable conditions for termites to live close to the building edge.

Timberfence posts are in ground contact around the building.

Established and aged trees in close proximity to building.



OVERALL ASSESSMENT

9. Overall Assessment of Property

Degree of Risk of Termite Infestation is

The overall degree of risk of timber pest infestation to this property appears to be high - See notes below.

The overall degree of risk of timber pest infestation is a subjective assessment by the inspector at the time of the inspection taking into account many factors which include but are in no way limited to location and proximity to bush land and trees, the presence of evidence of timber pest damage or activity close to the inspected structure or within the inspected structure, conducive conditions that raise the potential of timber pest attack such as timbers in contact with soil, inaccessible areas, slab on ground construction etc, or other factors that in the inspectors opinion, raise the risk of future timber pest attack. It should be noted that even if a risk factor is high, this is not meant to deter a purchaser from purchasing the property, it is just to make them aware that increased vigilance is warranted and any recommendations regarding reducing conducive conditions or frequency of inspections should be headed by any property owner. Often, by reducing or eliminating some of the conducive conditions, the risk factor may be lowered.

10. Subterranean Termite Treatment Recommendation

Treatment Recommendation

A management program in accord with AS 3660-2000 to protect against subterranean termites is considered to be: ESSENTIAL

11. Future Inspections

Recommended Inspection Intervals

6 Months.

12. General Remarks

Please Read

Please read: A more thorough invasive inspection is available. Where any current visible evidence of timber pest activity is found it is strongly recommended that a more invasive inspection is performed. Trees on the property up to a height of 2m have been visually inspected, where possible and practicable, for evidence of termite activity. It is very difficult, and generally impossible to locate termite nests since they are underground and evidence in trees is usually well concealed. We therefore strongly recommend that you arrange to have trees test drilled for evidence of termite nests.

Important maintenance advice regarding integrated pest management for protecting against timber pests

Any structure can be attacked by timber pests. Periodic maintenance should include measures to minimize possibilities of infestation in and around a property. Factors which may lead to infestation from timber pests include situations where the edge of the concrete slab is covered by soil or garden debris, filled areas, areas with less than 400mm clearance, foam insulation at foundations, earth/wood contact, damp areas, leaking pipes, etc.; Form-work timbers, scrap timber, tree stumps, mulch, tree branches touching the structure, wood rot, etc. Gardens, pathways or turf abutting or concealing the edge of a concrete slab will allow for concealed entry by timber pests. Any timber in contact with soil such as form-work, scrap timbers or stumps must be removed from under and around the buildings and any leaks repaired. You should endeavor to ensure such conditions do not occur around your property.

It is strongly recommended that a full inspection to as 4349.3 Or as 3660.2-2000 Be carried out at least once every 12 months. Regular inspections do not stop timber pest attack, but are designed to limit the amount of damage that may occur by detecting problems early.

We further advise that you engage a professional pest control firm to provide a termite management program in accord with as 3660 to minimize the risk of termite attack. There is no way of preventing termite attack. Even as 3660 advises that “the provision of a complete termite barrier will impede and discourage termite entry into a building. It cannot prevent termite attack. Termites can still bridge or breach barriers but they can be detected more readily during routine inspections.”

Disclaimer of liability:- No liability shall be accepted on account of failure of the report to notify any termite activity and/or damage present at or prior to the date of the report in any areas(s) or section(s) of the subject property physically inaccessible for inspection, or to which access for inspection is denied by or to the licensed inspector (including but not limited to any area(s) or section(s) so specified by the report).

Disclaimer of liability to third parties: - This report is made solely for the use and benefit of the client named on the front of this report. No liability or responsibility whatsoever, in contract or tort, is accepted to any third party who may rely on the report wholly or in part. Any third party acting or relying on this report, in whole or in part , does so at their own risk.

Before you decide to purchase this property you should read and understand the following important information. It will help explain what is involved in a timber pest inspection, the difficulties faced by a timber pest inspector and why it is not possible to guarantee that a property is free of timber pests. It also details important information about what you can do to help protect your property from timber pests. This information forms an integral part of the report.

14. Maintenance Advice

Please Read

Important maintenance advice regarding integrated pest management (ipm) for protecting against timber pests:

No property is safe from termites!

Termites are the cause of the greatest economic losses of timber in service in australia.

Independent data compiled by state forests shows 1 in every 5 homes is attacked by termites at some stage in its life. Australia's subterranean termite species (white ants) are the most destructive timber pests in the world. In fact it can take “as little as 3 months for a termite colony to severely damage almost all the timber in a home”.

How termites attack your home

The most destructive species live in large underground nests containing several million timber destroying insects. The problem arises when a nest matures near your home. Your home provides natural shelter and a food source for the termites. The gallery system of a single colony may exploit food sources over as much as one hectare, with individual galleries extending up to 50 meters to enter your home, where there is a smörgåsbord of timber to feast upon. Even concrete slabs do not act as a barrier; they can penetrate through cracks in the slab to gain access to your home. They even build mud tubes to gain access to above ground timbers. In rare cases termites may create their nest in the cavity wall of the property without making ground contact. In these cases it may be impossible to determine their presence until extensive timber damage occurs.

Termite damage

Once in contact with the timber they excavate it often leaving only a thin veneer on the outside. If left undiscovered the economic species can cause many thousands of dollars damage and cost two to five thousand dollars (or more) to treat.

Subterranean termite ecology

These termites are social insects usually living in underground nests. Nests may be in trees or in rare instances they may be in above ground areas within the property. They tunnel underground to enter the building and then remain hidden within the timber making it very difficult to locate them. Where timbers are concealed, as in most modern homes, it makes it even more difficult to locate their presence. Especially if gardens have been built up around the home and termite barriers are either not in place or poorly maintained. Termites form nests in all sorts of locations and they are usually not visible. There may be more than one nest on a property. The diet of termites in the natural environment is the various hardwood and softwood species growing throughout Australia. These same timbers are used in buildings. Worker termites move out from their underground nest into surrounding areas where they obtain food and return to nurture the other casts of termites within the nest. Termites are extremely sensitive to temperature, humidity and light and hence cannot move over ground like most insects. They travel in mud encrusted tunnels to the source of food. Detection of termites is usually by locating these mud tunnels rising from the ground into the affected structure. This takes an expert eye. Termite barriers protect a building by forcing termites to show themselves. Termites can build mud tunnels around termite barriers to reach the timber above. The presence of termite tracks or leads does not necessarily mean that termites have entered the timber though. A clear view of walls and piers and easy access to the sub-floor means that detection should be fairly easy. However many styles of construction do not lend themselves to ready detection of termites. The design of some properties is such that they make the detection by a pest inspector difficult, if not impossible. The tapping and probing of walls and internal timbers is an adjunct or additional means of detection of termites but is not as reliable as locating tracks. The use of a moisture meter is a useful aid for determining the presence of termites concealed behind thin wall panels, but it only detects high levels of activity. Older damage that has dried out will not be recorded. It may also provide false readings. Termite tracks may be present in the ceiling space however some roofs of a low pitch and with the presence of insulation, air conditioning ductwork and hot water services may prevent a full inspection of the timbers in these areas. Therefore since foolproof and absolute certain detection is not possible the use of protective barriers and regular inspections is a necessary step in protecting timbers from termite attack.

Borers of seasoned timbers

Borers are the larvae of various species of beetles. The adult beetles lay their eggs within the timber. The eggs hatch out into larvae (grubs) which bore through the timber and can cause significant structural damage. The larvae may reside totally concealed within the timber for a period of several years before passing into a dormant pupae stage. Within the pupae case they metamorphose (change) into the adult beetle which cuts a hole in the outer surface of the timber to emerge, mate and lay further eggs to continue the cycle. It is only through the presence of these emergence holes, and the frass formed when the beetles cut the exit holes that their presence can be detected. Where floors are covered by carpets, tiling, or other floor coverings and where no access to the under floor area is available it is not possible to determine whether borers are present or not. This is particularly the case with the upper floors of a dwelling. Borers of 'green' unseasoned timber may also be present. However these species will naturally die out as the timbers dry out in service. Whilst some emergence holes may occur in a new property it would be unusual for such a borer to cause structural damage, though the exit holes may be unsightly.

Anobium borer (furniture beetle) and Queensland pine borer

These beetles are responsible for instances of flooring collapse, often triggered by a heavy object being placed on the floor (or a person stepping on the affected area!) Pine timbers are favored by this beetle and, while the sapwood is preferred, the heartwood is also sometimes attacked. Attack by this beetle is usually observed in timbers that have been in service for 10-20 years or more and mostly involves flooring and timber wall paneling. The frass from the flight holes (faeces and chewed wood) is fine and gritty. Wood attacked by these borers is often honeycombed.

Lyctus borer (powder post beetle)

These borers only attack the sapwood of certain susceptible species of hardwood timber. Since it is a requirement that structural timbers contain no more than 25% lyctus susceptible sapwood these borers are not normally associated with structural damage. Replacement of affected timbers is not recommended and treatment is not approved. Where decorative timbers are affected the emergence holes may be considered unsightly in which case timber replacement is the only option. Powder post beetles mostly attack during the first 6-12 months of service life of timber. As only the sapwood is destroyed, larger dimensional timbers (such as rafters, bearers and joists) in a house are seldom weakened significantly to cause collapse. In small dimensional timbers (such as tiling and ceiling battens) the sapwood may be extensive, and its destruction may result in collapse. Replacement of these timbers is the only option available.

Timber decay fungi

The fruiting bodies of wood decay fungi vary in size, shape and colour. The type of fungi encountered by pest controllers usually reside in poorly ventilated sub-floors, below wet areas of the home, exterior timbers and in areas that retain water in the soil. The durability and type of timbers are factors along with the temperature and environment. Destruction of affected timbers varies with the symptoms involved. Removal of the moisture source usually alleviates the problem. Fungal decay is attractive to termites and if the problem is not rectified it may well lead to future termite attack.

The Inspection and Report was carried out by: Steve Rowley

State License Number: QBCC 15057425

Contact the Inspector on: 0418 741 116

For and on Behalf of: BPP Inspections

